TEST REPORT

E: contact@tjqxgd.com
W: www.tjqxgd.com

H10-20261009S0580 **Sample Received: 2026-10-09**

Authentication Code: **Analysis date: 2026-10-09**

Compound	H10/HGH	CAS Number	12629-01-5
Formula	N/A	Molecular Weight	22,125
Manufacturer	Xisheng Bio-Tech (HK) Co., Limited		

HPLC-MS Details:

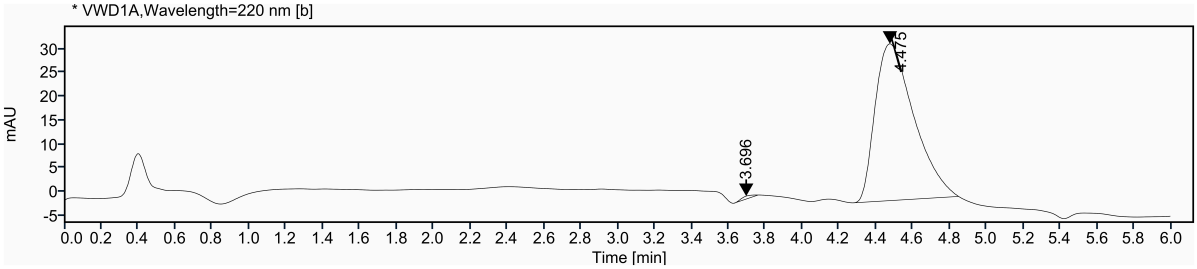

Signal: * VWD1A,Wavelength=220 nm [b]

RT [min]	Type	Width [min]	Area	Height	Area%
3.696	MM m	0.1321	2.6525	0.6169	0.5502
4.475	MM m	0.5712	479.4117	32.8581	99.4498
		Sum	**482.0642**		

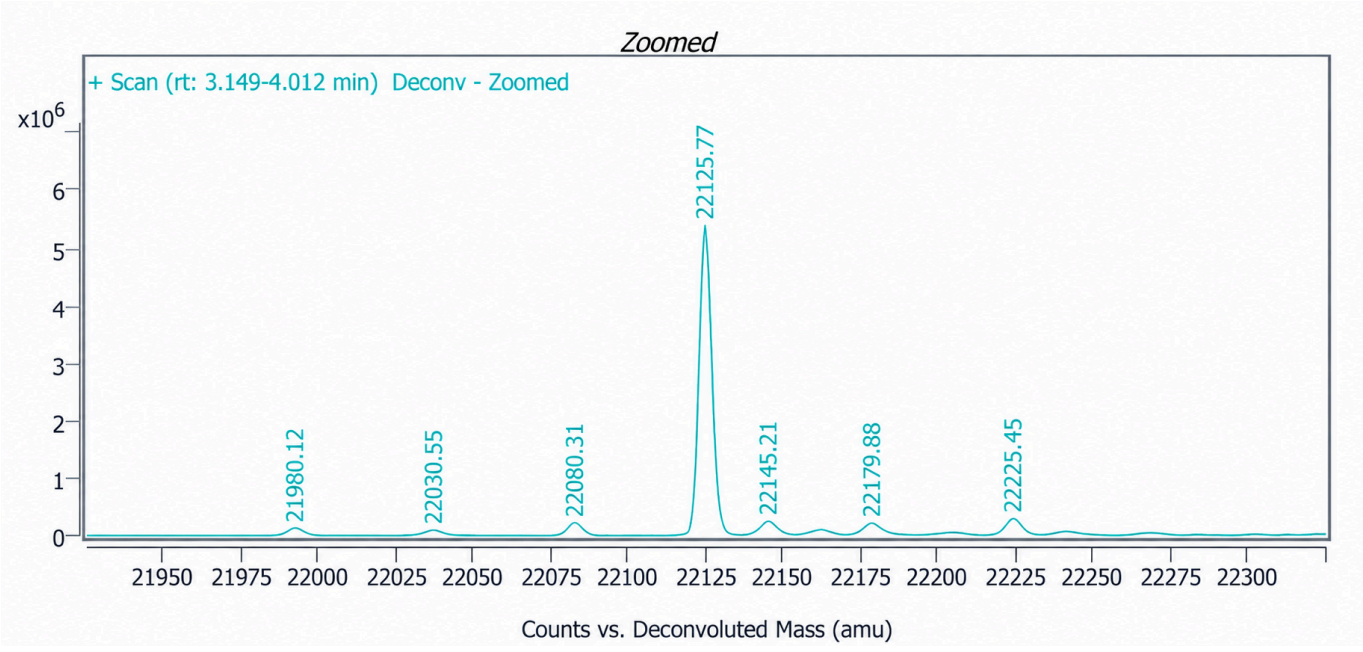

重要声明 / Important Notice

本检测数据由第三方合作实验室提供，本公司负责数据整理、审核与文件出具。本公司及合作检测方均不持有 CMA/CNAS 认证资质，本文件不具有法定证明效力，不得用于监管申报、诉讼举证或其他要求法定认证文件的用途。相关产品仅限科学研究用途，不得用于人类或兽医用途、诊断、治疗或临床应用。

This test data is provided by a third-party partner laboratory; our company is responsible for data compilation, review, and issuance of the document. Neither our company nor the partner testing laboratory holds CMA/CNAS accreditation, and this document does not carry legal certification validity. It shall not be used for regulatory submissions, litigation evidence, or any other purpose requiring legally accredited documentation. The related products are intended for scientific research use only and have not been approved for human or veterinary use, diagnosis, treatment, or clinical application. Results should be interpreted by qualified professionals within the intended scope of research.

TEST REPORT

E: contact@tjqxgd.com
W: www.tjqxgd.com

Result:

Test Items	Specification	Results
Appearance	White to off-white powder	White powder
Purity (LCMS/HPLC)	≥ 99.0%	99.44%
Mass Spectrum	Conforms to $[M+H]^+$	Detected
Net Content	10.48 IU (based on 3 IU/mg)	

Peng Gao, Data Compilation Zhibo Li, Technical Review

重要声明 / Important Notice
本检测数据由第三方合作实验室提供，本公司负责数据整理、审核与文件出具。本公司及合作检测方均不持有 CMA/CNAS 认证资质，本文件不具有法定证明效力，不得用于监管申报、诉讼举证或其他要求法定认证文件的用途。相关产品仅限科学研究用途，不得用于人类或兽医用途、诊断、治疗或临床应用。
This test data is provided by a third-party partner laboratory; our company is responsible for data compilation, review, and issuance of the document. Neither our company nor the partner testing laboratory holds CMA/CNAS accreditation, and this document does not carry legal certification validity. It shall not be used for regulatory submissions, litigation evidence, or any other purpose requiring legally accredited documentation. The related products are intended for scientific research use only and have not been approved for human or veterinary use, diagnosis, treatment, or clinical application. Results should be interpreted by qualified professionals within the intended scope of research.

LCMS Sample Purity - Detailed Report

Result set name:	SingleSample		
Data file:	H10.dx	**Project name:**	2026
Sample name:	H10	**Operator:**	admin
Instrument:	LCMS	**Acquired on:**	2026-10-09 21:05:47+08:00
Inj. volume:	5.000 µL	**Location:**	P2-A3
Acq. method:	LCMS-02AB.amx		
Processing method:	LCMS-LJJ.pmx		

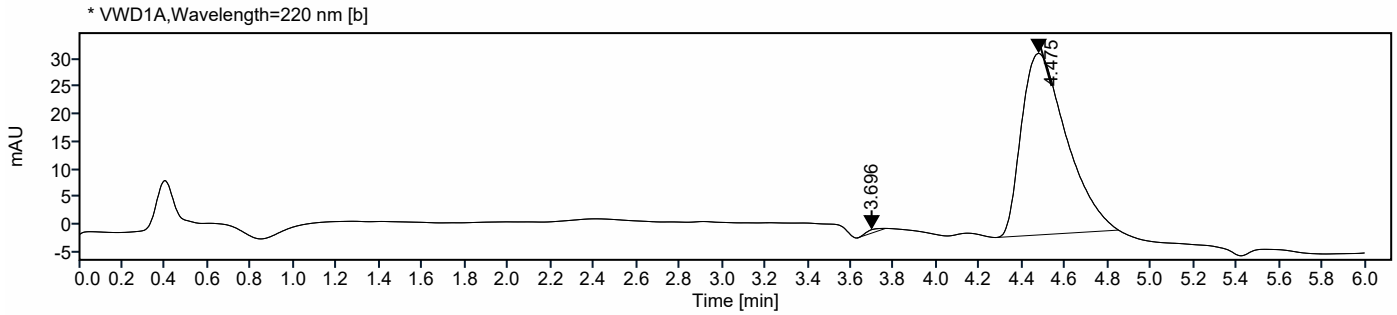

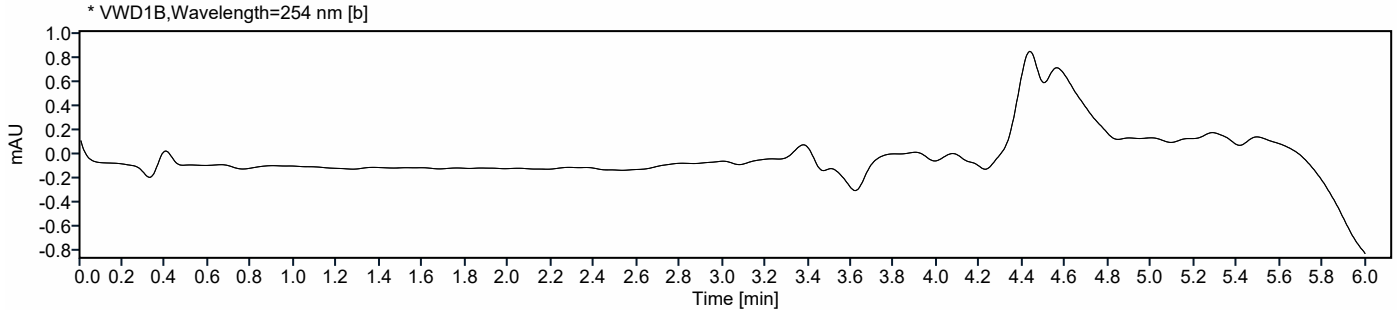

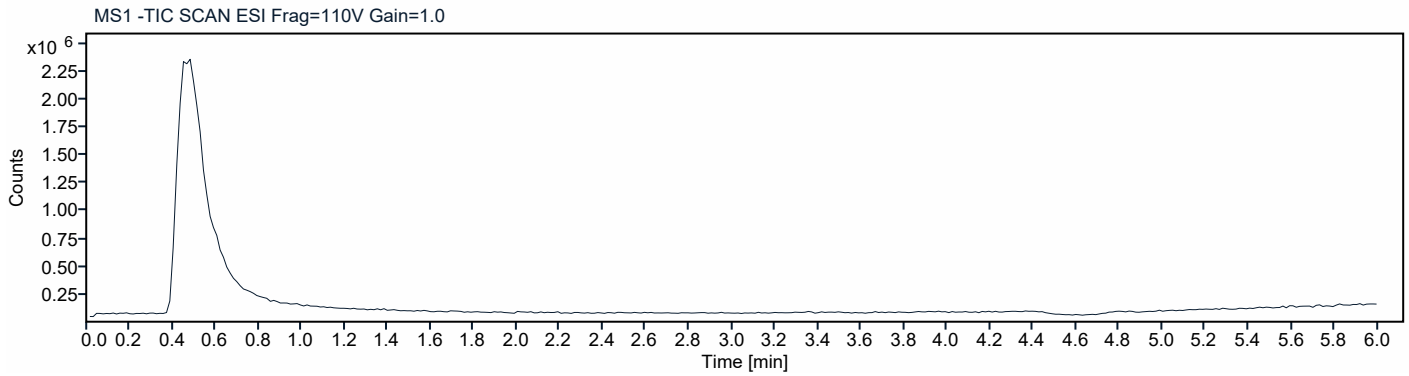

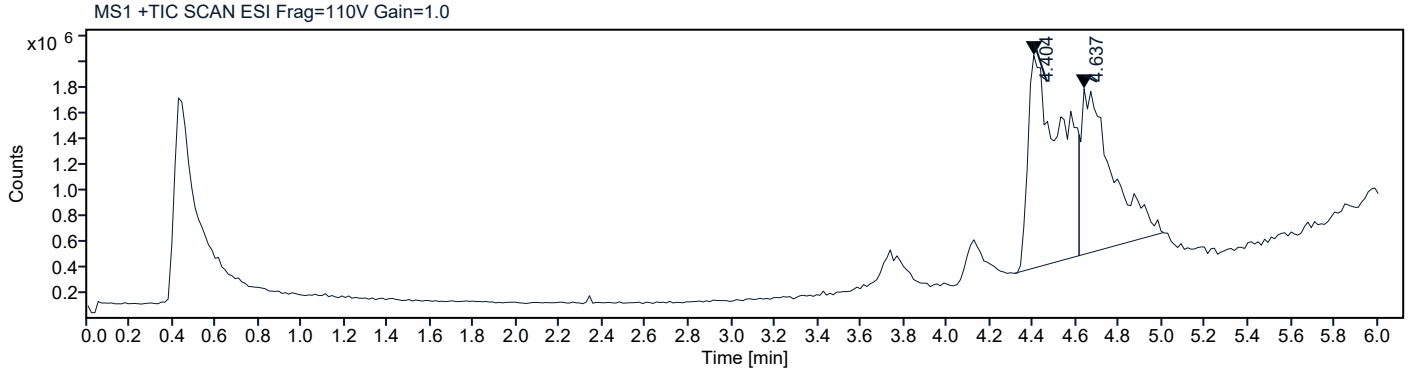

Signal: MS1 +TIC SCAN ESI Frag=110V Gain=1.0

RT [min]	Type	Width [min]	Area	Height	Area%
4.404	MM m	0.2985	17399969.8786	1649013.2264	57.5913
4.637	MM m	0.3923	12812852.7866	1284704.0345	42.4087
		Sum	**30212822.6652**		

Signal: * VWD1A,Wavelength=220 nm [b]

RT [min]	Type	Width [min]	Area	Height	Area%
3.696	MM m	0.1321	2.6525	0.6169	0.5502
4.475	MM m	0.5712	479.4117	32.8581	99.4498
		Sum	**482.0642**		

Peak Details (Area Percent at least 1%)

Signal Description: MS1 +TIC SCAN ESI Frag=110V Gain=1.0

Peak RT: 4.404 min **Area %:** 57.59%

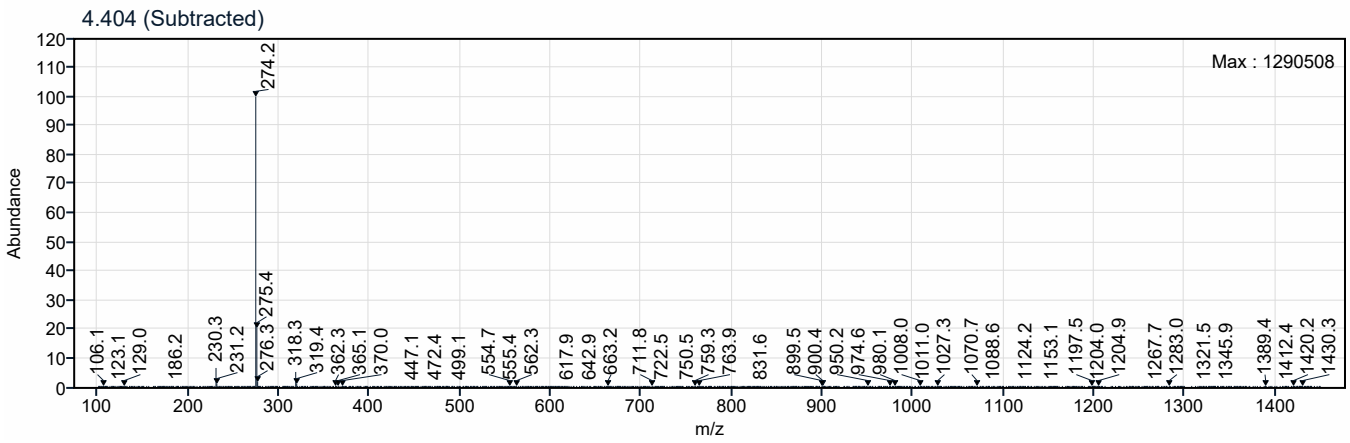

Peak RT: 4.637 min **Area %:** 42.41%

